

Osceola County 4-H Record Book Market Goat Intermediate (10-14)



Place Beginning Project Picture Here

Place Ending Project Picture Here

Name: _____

Birthdate: _____ **Fair Age** (*as of Jan. 1*) _____

Address: _____

Club: _____

Years in 4-H: _____ **Years in Project:** _____

Member's Signature: _____

Parent's Signature: _____

Leader's Signature: _____

4-H Information

The 4-H Pledge

Fill in the Blanks

I pledge...

My _____ to _____,

My _____ to _____,

My _____ to _____,

My _____ to _____,

for my club, my community,

my country and my world.

The 4-H Motto

Fill in the Blank

“To Make the _____, _____”

The 4-H Slogan

Fill in the Blank

“ _____ by _____”

What 4-H Means to Me

Describe what 4-H means to you.

Showmanship

List 3 qualities of a good showperson:

1) _____

2) _____

3) _____

List 3 qualities of a poor showperson:

1) _____

2) _____

3) _____



List 3 new things you have learned this year:

1) _____

2) _____

3) _____

Meetings / Participation

Keep track of meetings/events that you have participated in. Put a check in the appropriate month.

Description	Sep	Oct	Nov	Dec	Jan	Feb	Mar	Apr	May	Jun	Jul	Aug
Small Animal Educational												
Mandatory Goat Meeting												
Osceola Livestock Club (OLC)												
Club Meetings (list)												
General Meetings (list)												
County Events: (list)												
State Events: (list)												
Community Service: (list)												
Committees: (list)												
Other: (list)												

Examples: Shows, Clinics, Workshops, etc.

My Market Animal Project

Scrapies and/or RFID Tag #	Name of Animal

1. Why did you select this project? _____

2. What breed or type of project animal did you select and why? _____

3. When did you purchase your animal and why did you choose that date/age? _____

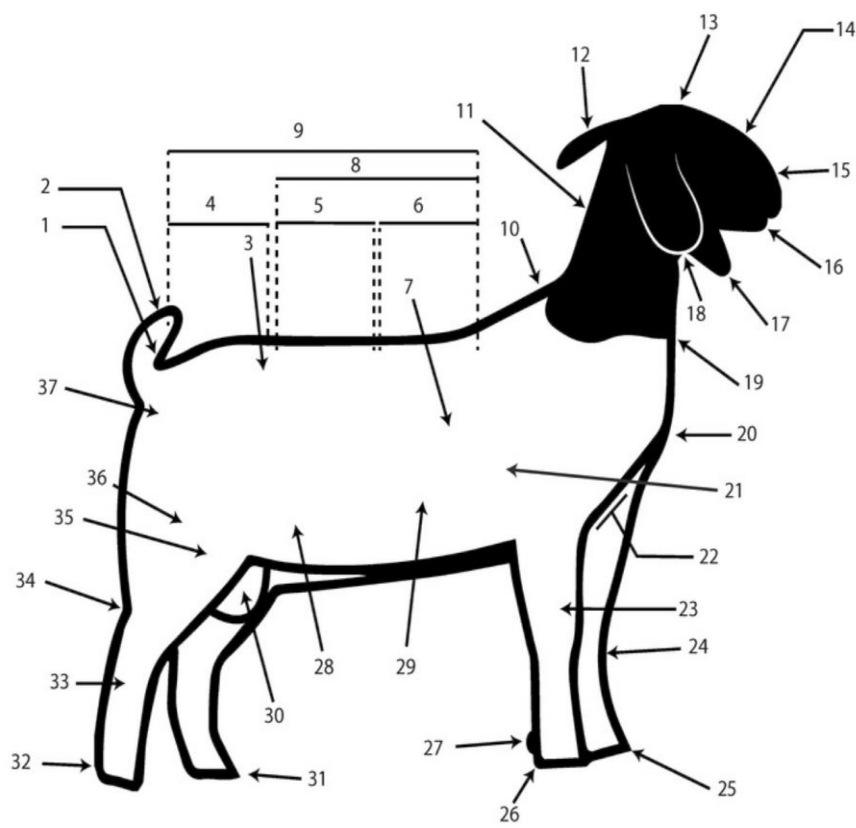
4. What factors did you consider when selecting your project (breed, age, price, disposition)? _____

5. How many and what kinds of animals did you care for? (Examples: 2 crossbred hogs, 1 angus steer)

6. What do the Average Daily Gain results (page 9) tell you? _____

7. What were 3 of your project goals.
 - a. _____
 - b. _____
 - c. _____
8. Who has influenced you the most this year in this project and why? _____

9. List the names of 3 potential buyers that you contacted about the Livestock Sale for this project:
 - a. _____
 - b. _____
 - c. _____



Tail	Top Line	Beard/waddles	Toe	Cannon Bone
Tail Head	Withers	Ear	Heel	Hock
Hook Bone	Neck	Neck	Dew Claw	Stifle
Rump/ Hip	Horn	Breast	Belly	Thigh / Quarter
Lion	Poll	Hearth Girth	Flank	Pin Bone
Rack	Face	Chest Floor	Scrotum	
Ribs	Bridge of Nose	Forearm	Hoof	
Back	Lower Jaw	Knee	Pastern	

Diseases

List 3 common diseases of Goats

1. _____
2. _____
3. _____

By – Products

List 3 by-products of Goats

1. _____
2. _____
3. _____

Breeds

List 3 Breeds of meat Goats

1. _____
2. _____
3. _____

Retail Meat Cuts

List 3 Retail Meat Cuts of Goats

1. _____
2. _____
3. _____


Goat Facts Crossword Puzzle

Across

4. A male goat that has been castrated
7. The most important and least expensive items in a goat's diet
8. A fungal infection causing lameness
9. Meat breed with white coat and a dark head
11. Severe diarrhea
12. A baby goat

Down

1. Used around a goat's neck while showing
2. Goat meat
3. The time during which a doe carries unborn, about 150 days
5. Two long flags of skin hanging beneath the chins of some goats
6. Thick first milk a doe gives after kidding
10. To remove the horn cells of a young goat

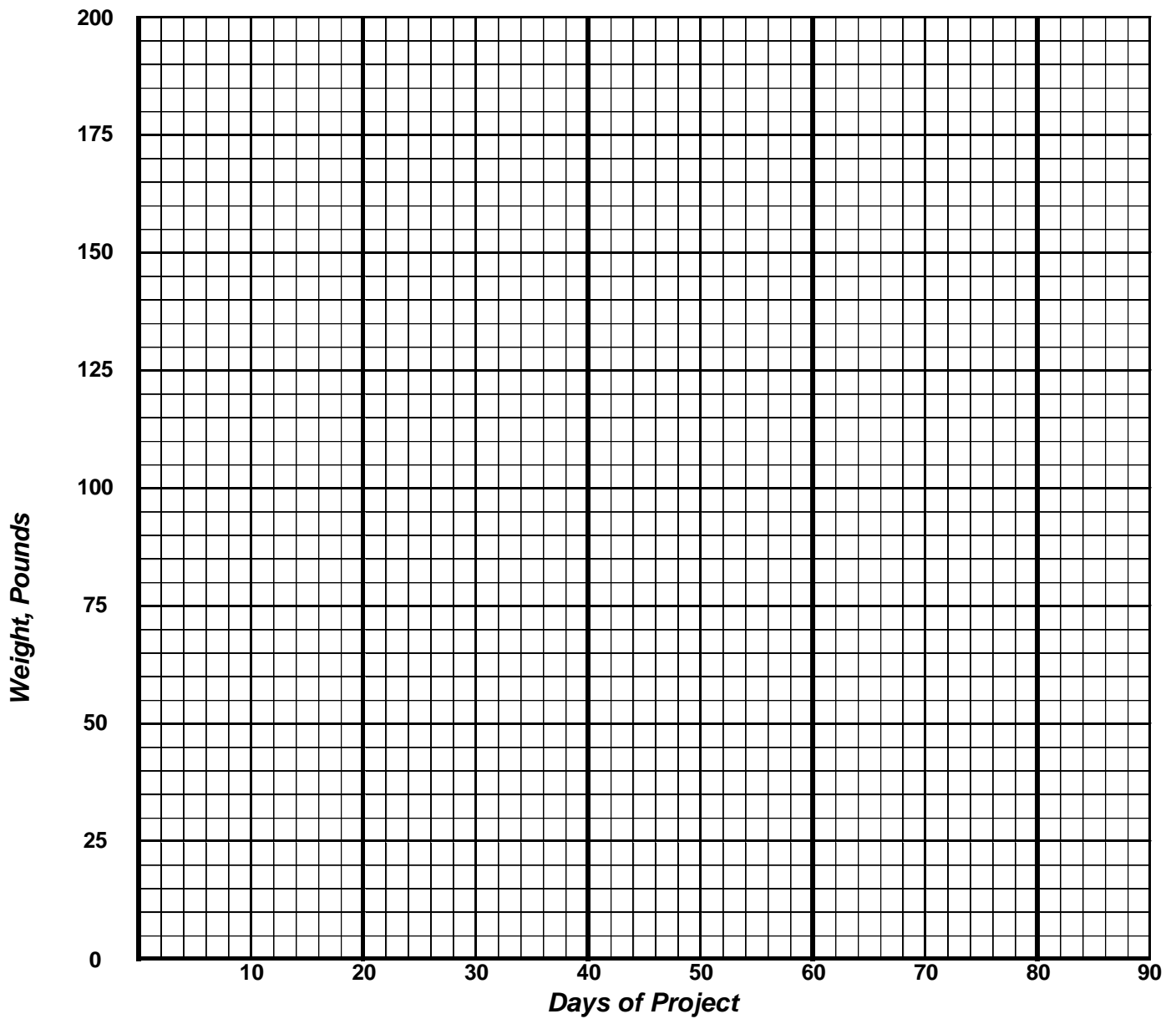


BOER
CHEVON
COLLAR
COLOSTRUM
DISBUD
FOOTROT
GESTATION
KID
SCOURS
WATER
WATTLES
WETHER



Created with EclipseCrossword — www.eclipsecrossword.com

Goat Weigh Chart



Knowing how much your animal weighs and how much it is gaining each day is a critical part of raising a healthy animal. Weights can be measured by using scales, weight tapes, or estimated. Keep track of the weights in the table below and draw the results

Date Weighed									
# of Days									
Weight									
Lbs. Gained									
A.D.G. (Lbs. Gained / # of Days)									

Goat Feed

Write the information from the feed tag or the “recipe” mixture that you use: _____

Describe your feed mixture at beginning of your project and at the end of the project? Why did you make those change? _____

How did you determine how much to feed your animal? _____

Expense Record

Pounds Fed	Jan	Feb	Mar	Apr	May	Jun	Jul
Hay / Roughage							
Grains <small>(include all types of grain: corns, oats, etc.)</small>							
Minerals							
Other							
TOTAL Pounds Fed:							
TOTAL Cost of Feed:	\$	\$	\$	\$	\$	\$	\$

Expense Items	Jan	Feb	Mar	Apr	May	Jun	Jul
Veterinary Charges							
Vaccinations/Wormer							
Bedding							
Housing							
Trucking & Pictures							
Other							
TOTAL Expense Items:	\$	\$	\$	\$	\$	\$	\$

Project Performance Summary

Ending Weight	-	<i>minus</i>	Beginning Weight	=	<i>equals</i>	Pounds Gained	/	<i>divided by</i>	Days on Feed	=	<i>equals</i>	Average Daily Gain
Total Feed Cost	/	<i>divided by</i>	Total Lbs. of Gain	=	<i>equals</i>	Feed Cost per Pound of Gain						
Total Lbs. Of Feed Fed	/	<i>divided by</i>	Total Lbs. of Gain	=	<i>equals</i>	Lbs. Of Feed Fed per Lb. Of Gain						

Financial Summary

INCOME				
<i>Ending Weight:</i>	X	<i>Market Price:</i>	=	<i>Income from Animal:</i>
Other Income: (List items:)				
TOTAL INCOME				

EXPENSES	
Purchase price of animal (if homegrown = market value @ weigh in)	
Cost of Feed (page 8)	
Cost of other Expense items (page 8)	
TOTAL EXPENSES	

PROFIT / (LOSS): Income minus Expense (negative number equals a loss)	
--	--



More Project Photos

